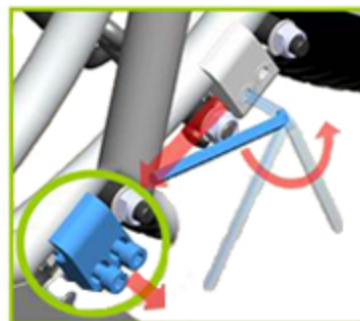


## Brake Clamp Instructions

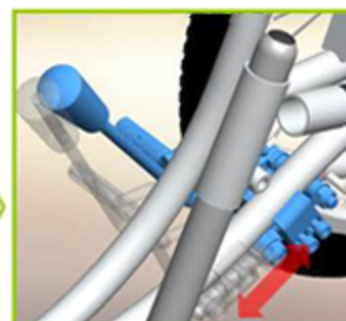


A. RR Brake ASM, RH and LH  
 B. Allen Key M6

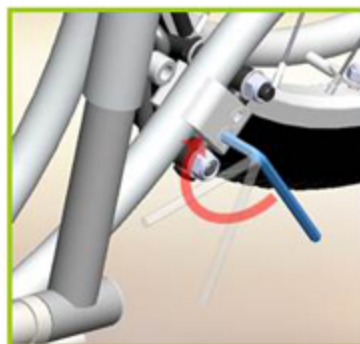
1. Loosen both of the bolts on the brake clamp using the M6 Allen Key.



2. Adjust the brake ASM to the proper position.



3. Make sure the brake shoes hit the wheel perfectly



4. Tighten both of the bolt brake clamps and make sure the brake ASM does not revolve around the frame.



**Caution:**

- Brake shoe should be horizontal to Rear wheel
- Brake clamp should be parallel to brake lever

